



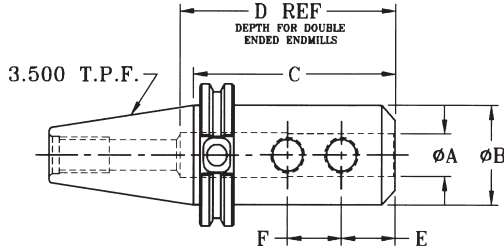
EDWARD ANDREWS INTERNATIONAL

"Tooling and Workholding Specialist in the Metal Cutting Industry"

STERLING HEIGHTS, MICHIGAN

CAT 40

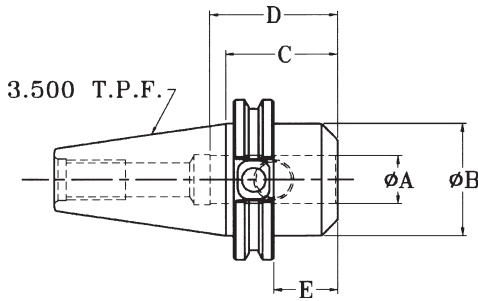
METRIC END MILL ADAPTER - CAT40



EA PART NUMBER	A DIA.	B DIA.	C	D	E	F	SET SCREW	ENDMILL TYPE
EAV40E-6MM-250	6MM	.88	2.50	----	.44	----	M6 W	DOUBLE END
EAV40E-8MM-250	8MM	1.00	2.50	----	.44	----	M8 W	
EAV40E-10MM-250	10MM	1.00	2.50	----	.74	----	M10 W	
EAV40E-12MM-262	12MM	1.25	2.62	----	.88	----	M12 W	
EAV40E-16MM-375	16MM	1.50	3.75	3.62	.94	----	M16 W	
EAV40E-20MM-375	20MM	1.75	3.75	4.00	1.00	----	M16 W	

Order retention knobs separately, specify machine make and model#.

INCH STUB LENGTH END MILL ADAPTER - CAT40

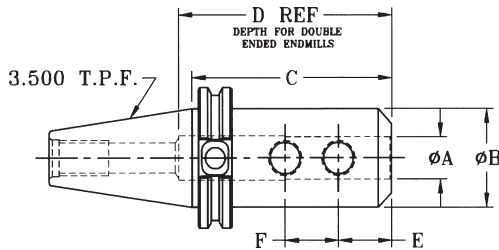


EA PART NUMBER	A DIA.	B DIA.	C	D	E	SET SCREW	END MILL TYPE
EAV40E-050-175	.500	1.75	1.75	----	.88	7/16-20W	SINGLE END
EAV40E-062-175	.625	1.75	1.75	2.38	.94	9/16-18W	
EAV40E-075-175	.750	1.75	1.75	2.25	1.00	5/8-18W	
EAV40E-100-175	1.000	1.75	1.75	2.50	1.12	3/4-16W	
*EAV40E-125-200	1.250	2.25	2.00	2.35	1.12	3/4-16W	

Order retention knobs separately, specify machine make and model#.

*Cannot be used with some automatic tool changers.

INCH STANDARD LENGTH END MILL ADAPTER - CAT40



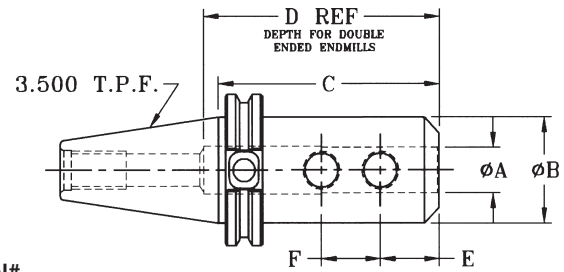
EA PART NUMBER	A DIA.	B DIA.	C	D	E	F	SET SCREW	END MILL TYPE
EAV40E-012-250	.125	.68	2.50	----	.31	----	8-32W	SINGLE OR DOUBLE END
EAV40E-018-250	.1875	.68	2.50	----	.44	----	1/4-28W	
EAV40E-025-250	.250	.88	2.50	----	.44	----	1/4-28W	
EAV40E-031-250	.3125	1.00	2.50	----	.44	----	10-32W	
EAV40E-038-250	.375	1.00	2.50	----	.74	----	3/8-24W	
EAV40E-044-250	.4375	1.25	2.50	----	.74	----	3/8-24W	
EAV40E-050-262	.500	1.25	2.62	----	.88	----	7/16-20W	
EAV40E-062-375	.625	1.50	3.75	3.62	.94	----	9/16-18W	
EAV40E-075-375	.750	1.75	3.75	4.00	1.00	----	5/8-18W	
EAV40E-088-400	.875	2.00	4.00	4.00	1.00	.81	5/8-18W	
EAV40E-100-300	1.000	2.00	3.00	4.00	1.12	1.00	3/4-16W	SINGLE
EAV40E-100-400	1.000	2.00	4.00	4.50	1.12	1.00	3/4-16W	DOUBLE
EAV40E-125-425	1.250	2.50	4.25	2.50	1.12	1.00	3/4-16W	SINGLE
EAV40E-150-462	1.500	2.75	4.62	2.75	1.12	1.00	3/4-16W	

Order retention knobs separately, specify machine make and model#.

INCH INTERMEDIATE LENGTH END MILL ADAPTER - CAT40

EA PART NUMBER	A DIA.	B DIA.	C	D	E	F	SET SCREW	END MILL TYPE
EAV40E-025-450	.250	0.88	4.50	----	.44	----	1/4-28W	SINGLE OR DOUBLE END
EAV40E-038-450	.375	1.00	4.50	----	.74	----	3/8-24W	
EAV40E-050-450	.500	1.25	4.50	----	.88	----	7/16-20W	
EAV40E-062-475	.625	1.50	4.50	3.62	.94	----	9/16-18W	
EAV40E-075-475	.750	1.75	4.50	4.00	1.00	----	5/8-18W	

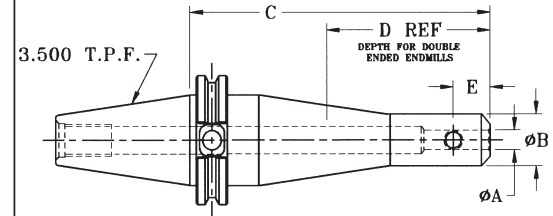
Order retention knobs separately, specify machine make and model#.



INCH EXTENDED LENGTH END MILL ADAPTER - CAT40

EA PART NUMBER	A DIA.	B DIA.	C	D	E	F	SET SCREW	END MILL TYPE
EAV40E-018-600	.1875	.68	6.00	----	.44	----	1/4-28W	SINGLE OR DOUBLE END
EAV40E-025-600	.250	.88	6.00	----	.44	----	1/4-28W	
EAV40E-038-600	.375	1.00	6.00	----	.74	----	3/8-24W	
EAV40E-050-600	.500	1.25	6.00	----	.88	----	7/16-20W	
EAV40E-062-600	.625	1.50	6.00	3.62	.94	----	9/16-18W	
EAV40E-075-600	.750	1.75	6.00	4.00	1.00	----	5/8-18W	
EAV40E-088-600	.875	2.00	6.00	4.00	1.00	.81	5/8-18W	
EAV40E-100-600	1.000	2.00	6.00	4.50	1.12	1.00	3/4-16W	
EAV40E-125-600	1.250	2.50	6.00	2.50	1.12	1.00	3/4-16W	SINGLE

Order retention knobs separately, specify machine make and model#.



DOUBLE ANGLE COLLET CHUCKS - CAT40

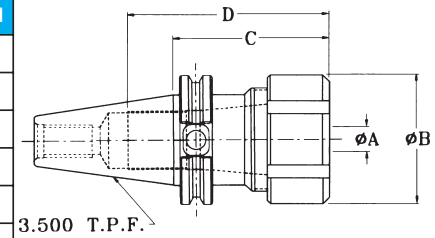
EA PART NUMBER	COLLET SERIES	A COLLET RANGE	B DIA.	C	D	COLLET NUT	STOP SCREW	COLLET NUT WRENCH
EAV40DA-100-300	DA100	.062-.562	1.39	3.00	3.00	DACN-100	5/8-LH	DA10W
EAV40DA-180-300	DA180	.062-.750	1.70	3.00	2.75	DACN-180	13/16-LH	DA18W
EAV40DA-180-500	DA180	.062-.750	1.70	5.00	2.75	DACN-180	13/16-LH	DA18W
EAV40DA-200-300	DA200	.062-.375	1.125	3.00	3.00	DACN-200	7/16-LH	DA20W
EAV40DA-200-500	DA200	.062-.375	1.125	5.00	3.00	DACN-200	7/16-LH	DA20W
EAV40DA-300-300	DA300	.031-.250	.86	3.00	3.82	DACN-300	5/16-LH	DA30W

Order retention knobs separately, specify machine make and model#.

Includes collet nut and standard stop screw. Purchase collets and wrenches separately.

Note! Do not exceed the following torque recommendations: DA300 - 20ft/lbs DA200 - 25ft/lbs

DA100 - 35ft/lbs DA180 - 45ft/lbs.



TG COLLET CHUCKS - CAT40

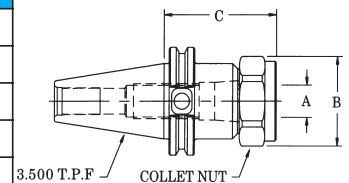
EA PART NUMBER	COLLET SERIES	A COLLET RANGE	B DIA.	C	D	COLLET NUT	STOP SCREW	COLLET NUT WRENCH
EAV40CH-075-275	TG-075	.062-.750	2.18	2.75	3.31	EATGCN-075	13/16-LH	EATG075HW
EAV40CH-100-300	TG-100	.093-1.000	2.44	3.00	3.68	EATGCN-100	----	EATG100HW
EAV40CH-100-400	TG-100	.093-1.000	2.44	4.00	4.68	EATGCN-100	1-1/8-LH	EATG100HW
EAV40CH-100-550	TG-100	.093-1.000	2.44	5.50	5.68	EATGCN-100	1-1/8-LH	EATG100HW
EAV40CH-100-650	TG-100	.093-1.000	2.44	6.50	7.18	EATGCN-100	1-1/8-LH	EATG100HW
*EAV40CH-150-488	TG-150	.500-1.500	3.25	4.88	3.22	EATGCN-150	1-5/8-LH	EATG150SW

Order retention knobs separately, specify machine make and model#.

Includes collet nut and standard stop screw. Purchase collets and wrenches separately.

Note! Collets must be assembled into collet nut before inserting tool or assembling onto chuck.

Note! Do not exceed the following torque recommendations: TG75 - 60ft/lbs TG100 - 75ft/lbs TG - 150ft/lbs





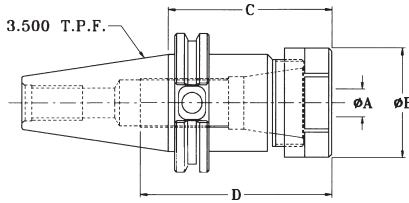
EDWARD ANDREWS INTERNATIONAL

"Tooling and Workholding Specialist in the Metal Cutting Industry"

STERLING HEIGHTS, MICHIGAN

CAT 40

ER COLLET CHUCKS - CAT40



EA PART NUMBER	COLLET SERIES	A COLLET RANGE	B DIA.	C	D	COMP NUT	STOP SCREW	COLLET NUT WRENCH
EAV40ER-11-300	ER11	.019-.276	.63	3.00	4.00	EAERCN-11M	5/16-LH	ER11MW
EAV40ER-16-250	ER16	.019-.393	1.10	2.50	3.00	EAERCN-16	7/16-LH	ER16HW
EAV40ER-16-500	ER16	.019-.393	1.10	5.00	3.00	EAERCN-16	7/16-LH	ER16HW
EAV40ER-20-275	ER20	.039-.512	1.34	2.75	3.00	EAERCN-20	9/16-LH	ER20HW
EAV40ER-20-400	ER20	.039-.512	1.34	4.00	3.00	EAERCN-20	9/16-LH	ER20HW
EAV40ER-20-525	ER20	.039-.512	1.34	5.25	3.00	EAERCN-20	9/16-LH	ER20HW
EAV40ER-25-250	ER25	.039-.630	1.65	2.50	3.00	EAERCN-25	M18LH	ER25SW
EAV40ER-25-400	ER25	.039-.630	1.65	4.00	3.00	EAERCN-25	M18LH	ER25SW
EAV40ER-25-600	ER25	.039-.630	1.65	6.00	3.00	EAERCN-25	M18LH	ER25SW
EAV40ER-32-238	ER32	.078-.787	1.97	2.38	3.00	EAERCN-32	7/8-LH	ER32SW
EAV40ER-32-300	ER32	.078-.787	1.97	3.00	3.00	EAERCN-32	7/8-LH	ER32SW
EAV40ER-32-400	ER32	.078-.787	1.97	4.00	3.00	EAERCN-32	7/8-LH	ER32SW
EAV40ER-32-600	ER32	.078-.787	1.97	6.00	3.00	EAERCN-32	7/8-LH	ER32SW
EAV40ER-40-315	ER40	.394-1.339	3.07	3.15	5.00	EAERCN-40	1-1/8-LH	ER40SW

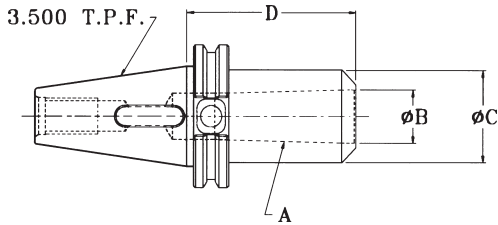
Order retention knobs separately, specify machine make and model#.

Includes collet nut and standard stop screw. Purchase collets and wrenches separately.

Note! Collet must be assembled into collet nut before inserting tool and assembling onto chuck.

Note! Do not exceed the following torque recommendations: ER11 - 25ft/lbs ER16 - 40ft/lbs ER20 - 65ft/lbs ER25 - 65ft/lbs ER32 - 80ft/lbs ER40 - 90ft/lbs.

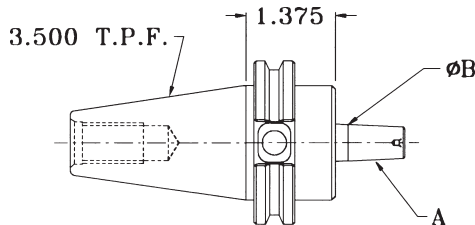
CAT40 MORSE TAPER ADAPTERS



EA PART NUMBER	A MORSE TAPER	B DIA.	C DIA.	D
EAV40-MT1	1	.475	1.00	1.75
EAV40-MT2	2	.700	1.25	2.44
EAV40-MT3	3	.938	1.62	3.00
EAV40-MT4	4	1.231	2.00	3.75

Order retention knob separately, specify machine make and model#.

CAT40 JACOBS TAPER ADAPTERS



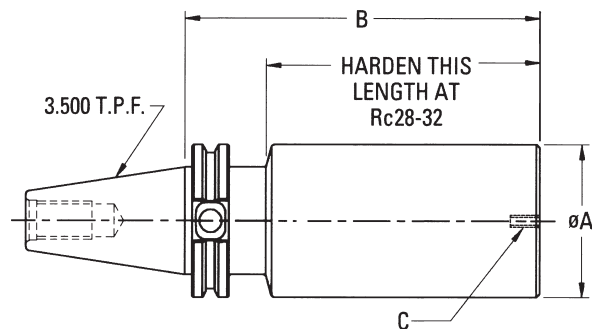
EA PART NUMBER	A JACOBS TAPER	B DIA.
EAV40-JT2	2	.559
EAV40-JT3	3	.811
EAV40-JT4	4	1.12
EAV40-JT6	6	.676
EAV40-JT33	33	.624

Order retention knob separately, specify machine make and model#.

BLANK BARS - CAT40

EA PART NUMBER	A DIA.	B	C TAPPED HOLE	MATERIAL
EAV40BB-250-600	2.50	6.00	10-24X1/2"	PHT 4150
EAV40BB-250-800	2.50	8.00	10-24X1/2"	
EAV40BB-400-600	4.00	6.00	1/4-20X3/4"	
EAV40BB-400-800	4.00	8.00	1/4-20X3/4"	
EAV40BB-400-1200	4.00	12.00	1/4-20X3/4"	

Order retention knobs separately, specify machine make and model#.

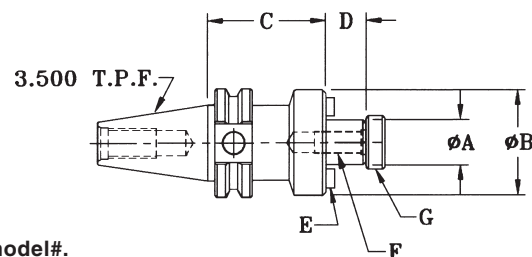


SHELL MILL ADAPTERS - CAT40

EA PART NUMBER	A DIA.	B DIA.	C	D	E KEY	F THREAD	G SCREW
EAV40SM-075-138	.750	1.75	1.375	.68	.31	3/8-24	B5002
EAV40SM-100-206	1.000	2.19	2.062	.68	.38	1/2-20	B5003
EAV40SM-125-212	1.250	2.88	2.125	.68	.50	5/8-18	B5004
EAV40SM-150-240	1.500	3.81	2.406	.94	.62	3/4-16	B5005

Order retention knobs separately, specify machine make and model#.

Includes shell screw and drive keys.

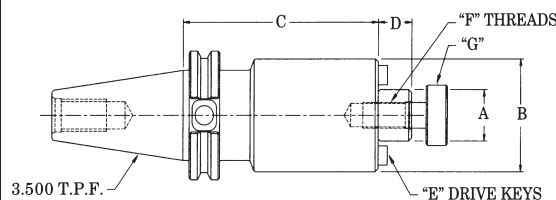


EXTENDED SHELL MILL ADAPTERS - CAT40

EA PART NUMBER	A DIA.	B DIA.	C	D	E KEY	F THREAD	G SCREW
EAV40SM-075-400	.750	1.75	4.00	.68	.31	3/8-24	B5002
EAV40SM-100-400	1.000	2.19	4.00	.68	.38	1/2-20	B5003
EAV40SM-125-400	1.250	2.88	4.00	.68	.50	5/8-18	B5004
EAV40SM-150-400	1.500	3.81	4.00	.94	.62	3/4-16	B5005

Order retention knobs separately, specify machine make and model#.

Includes shell screw and drive keys.

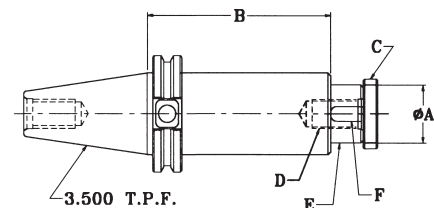


STUB ARBOR SCREW TYPE - CAT40

EA PART NUMBER	A DIA.	B	C SCREW	D THREAD	E SPACER	F KEY
EAV40SA-100-400	1.00	4.00	B5003	1/2-20	B6031	.250
EAV40SA-125-400	1.25	4.00	B5004	5/8-18	B6041	.312
EAV40SA-150-400	1.50	4.00	B5005	3/4-16	B6051	.375

Order retention knobs separately, specify machine make and model#.

Includes 2 spacers, 1/4 and 1/2, key and standard shell screw.



STUB ARBOR NUT TYPE - CAT40

EA PART NUMBER	A DIA.	B	C	D NUT	E KEY	F SPACER
EAV40SAN-100-400	1.00	4.00	6.19	B5030	.250	B6030
EAV40SAN-125-400	1.25	4.00	6.44	B5040	.312	B6040
EAV40SAN-150-400	1.50	4.00	6.69	B5050	.375	B6050

Order retention knobs separately, specify machine make and model#.

Includes 3 spacers, 1/8, 3/8, 3/4, key and nut.

